



PERA 6



120V PENDANTS

SPECIFICATIONS:

DESCRIPTION

Cord-hung pendant with handcrafted glass diffuser.

LAMPING

Standard: 40W G16½ Candelabra base (E12) Incandescent 120V, or 50W Xenon, lamp not included. Dimmable with standard incandescent dimmer (not included).

Halogen: 40W G9 Low-pressure Halogen 120V, included. Lamp is suitable for use in an open fixture, dimmable.

LED: 5W Replaceable source, 120V, dimmable, 80+ CRI, 3000°K CCT, 1400 lumens, 25,000 hours. Lamp included.

DIFFUSER

Shade shall be handcrafted glass of various decors. 4.5" Dia. x 6.5" H

Opening sizes: 25mm min. (top), 73mm min. (bottom), 3x6mm holes.

SUSPENSION

Cord-hung: 10' SVT-type cord, complete with 5" decorative sleeve at the socketholder. Jacket coordinates with metal finish. Plated stamped steel construction. Bronze or Satin Nickel. See next page for mult light options.

Stem-mount: 4 connectable stem sections (3", 6", 12" and 18" lengths) plus telescoping piece for up to 3" adjustment, 10' max. 5" Dia. canopy (with swivel) and stem sections are plated steel. Bronze or Satin Nickel.

MOUNTING

Installs directly to a 4" octagonal ceiling box. Suitable for sloped ceilings.


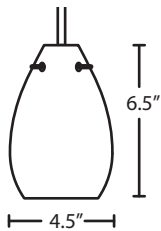
LABELS

UL or ETL Listed. Suitable for Damp Locations (interior use only).

Consult factory concerning lower wattage labeling for energy requirements.



PERA 6 SHOWN IN MAGMA (1713MA) & HABANERO (1713HB)



Project Information:

For ordering information, see next page

All dimensions provided are nominal. Allowance must be made for dimensional tolerance in handcrafted glasses.

REV 1/17



ORDERING:

CONNECTION	SHADE OPTIONS	LAMP OPTIONS	METAL FINISH	OPTIONS
Cord Fixture	171307 Opal Matte	(blank) 40W G16½ Cand	BR Bronze	L 15' cord
1BC 1 Lt. Dome	171318 Amber Cloud	HAL 40W G9 Hal	SN Satin Nickel	LW Low wattage labeling
1BT 1 Lt. Flat	171319 Carrera	LED 5W LED, dimmable		
Stem Fixture	171380 Amber Matte			
1TT 1 Lt. Flat	171386 Blue Cloud			
	1713CE Ceylon			
	1713HB Habanero			
	1713HN Honey			
	1713MA Magma			
	1713MG Marble Grigio			
	1713VM Vanilla Matte			

Ex. 1BT-1713HN-SN
Pera 6 Pendant w/ Honey Glass,
Satin Nickel Finish

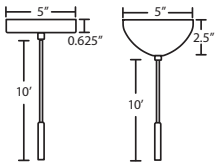
Multi light
B For Multi light
Canopy



Multi light available
See options to right

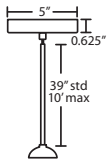
PENDANT OPTIONS:

1BT / 1BC / B MONOPOINT PENDANT CANOPY



- Flat (1BT) or Dome (1BC) Canopy styles. Dome style allows adjustment without cutting cord.
- "B" option is pendant less canopy for multipoint canopy (options to the right)
- Suitable for sloped ceilings
- Cord: 10' SVT, 5" sleeve at socketholder (V Series utilizes SJT-type)
- Bronze or Satin Nickel

1TT STEM PENDANT



- Swivel at canopy, suitable for sloped ceilings
- Includes telescoping section plus 4 connectable stem sections, (1x 3", 1x 6", 1x 12", 1x 18"), 10' max
- Bronze or Satin Nickel

ACCESSORIES:

ADDITIONAL STEM SECTIONS:

Additional connecting stems are available to increase overall length, up to 10' max. Telescoping adjustable section allows up to 3" movement.

T20A-SN or T20A-BR	Adj. Section
T203-SN or T203-BR	3" Section
T206-SN or T206-BR	6" Section
T212-SN or T212-BR	12" Section
T218-SN or T218-BR	18" Section

LONGER CORD LENGTHS:

Longer cord length of 15' available. Add an "L" to the end of the item number, i.e. 1JC-169707-SNL.

LOW WATTAGE LABELING:

Incandescent fixture supplied with 16 watt relamp label. Add an "LW" to the end of the item number, i.e. 1JC-169707-SN-LW.

CORD SLEEVES:

If concealing the cord is desired, order our 0.25" dia. metal sleeves. Each sleeve is 18" long and may be field cut.

T118-SN	Satin Nickel
T118-BR	Bronze

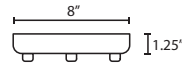
STEMHOOKS:

Suspension hooks allow cord drops to be placed wherever desired. Suitable for sloped ceilings.

T103BR	Bronze
T103SN	Satin Nickel

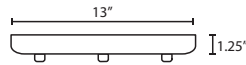
MULTIPOINT CANOPY OPTIONS:

T33X 3 LIGHT ROUND CANOPY



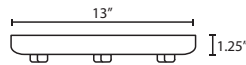
- Suitable for sloped ceilings
- Bronze or Satin Nickel
- 10" Dia. shades MAX, with staggered heights

T33XL 3 LIGHT LARGE ROUND CANOPY



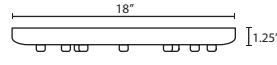
- Suitable for sloped ceilings
- Bronze or Satin Nickel
- 16" Dia. shades MAX, with staggered heights

T36X 6 LIGHT ROUND CANOPY



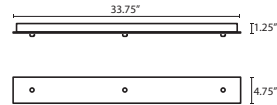
- Suitable for sloped ceilings
- Bronze or Satin Nickel
- 10" Dia. shades MAX, with staggered heights

T39X 9 LIGHT ROUND CANOPY



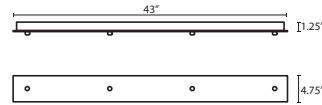
- Suitable for sloped ceilings
- Bronze or Satin Nickel
- 10" Dia. shades MAX, with staggered heights

T33V 3 LIGHT BAR CANOPY



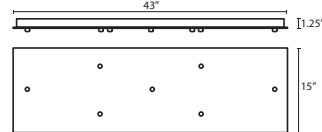
- Suitable for sloped ceilings
- Bronze or Satin Nickel
- 20" Dia. shades MAX, with staggered heights

T34V 4 LIGHT BAR CANOPY



- Suitable for sloped ceilings
- Bronze or Satin Nickel
- 20" Dia. shades MAX, with staggered heights

T37V 7 LIGHT BAR CANOPY



- Suitable for sloped ceilings
- Bronze or Satin Nickel
- 14" Dia. shades MAX, with staggered heights

HOW TO ORDER A MULTILIGHT FIXTURE

Order your canopy with the selected 120V multi light pendants (indicated by "B" or "J" prefix) for the complete fixture:

Example: 1x T33X-SN (3 Light Round Canopy)

1x B-171318-SN (Pera 6 Pendant in Amber Cloud)

1x B-171319-SN (Pera 6 Pendant in Carrera)

1x B-1713HN-SN (Pera 6 Pendant in Honey)